

MONTHLY REPORT OF DISBURSEMENTS
For the Month of January 1-31, 2025

MR

Department: DEPARTMENT OF LABOR AND EMPLOYMENT (DOLE)
 Agency: TECHNICAL EDUCATION AND SKILLS DEVELOPMENT AUTHORITY (TESDA)
 Operating Unit: CENTRAL OFFICE
 Organization Code: 22-009-0100000
 Funding Source: 01 - Regular Agency Fund

PARTICULARS	CURRENT YEAR BUDGET				PRIOR YEAR'S BUDGET					SUB-TOTAL	GRAND TOTAL				REMARKS
	PS	MOOE	CO	TOTAL	PRIOR YEAR'S ACCOUNTS PAYABLE				TOTAL		PS	MOOE	CO	TOTAL	
					PS	MOOE	CO	Sub-Total							
Notice of Cash Allocation				1,037,044.70	2,202,498.26	2,349,197.09	-	4,551,695.35	4,551,695.35	5,588,740.05	2,956,328.07	2,632,411.98	-	5,588,740.05	
MDS Checks Issued	753,829.81	283,214.89	-	1,037,044.70	2,202,498.26	2,349,197.09	-	4,551,695.35	4,551,695.35	5,588,740.05	2,956,328.07	2,632,411.98	-	5,588,740.05	
LDDAP-ADA	20,092,764.30	7,476,835.79	-	27,569,600.09	3,307,001.68	13,494,275.30	4,755,875.61	21,557,152.59	21,557,152.59	49,126,752.68	23,399,765.98	20,971,111.09	4,755,875.61	49,126,752.68	
Tax Remittance Advice	1,972,113.64	1,547,961.32	-	3,520,074.96	-	-	8,632,456.75	8,632,456.75	8,632,456.75	12,152,531.71	1,972,113.64	1,547,961.32	8,632,456.75	12,152,531.71	
Total	22,818,707.75	9,308,012.00	-	32,126,719.75	5,509,499.94	15,843,472.39	13,388,332.36	34,741,304.69	34,741,304.69	66,868,024.44	28,328,207.69	25,151,484.39	13,388,332.36	66,868,024.44	

SUMMARY:

	Prev. Report	This Month	As of Date
Total Disbursements Authorities Received	-	69,329,531.71	69,329,531.71
Notice of Cash Allocation (NCA)	-	57,177,000.00	57,177,000.00
Tax Remittance Advice (TRA)	-	12,152,531.71	12,152,531.71
Less: Notice of Transfer Allocation (NTA) Issued	-	719,000.00	719,000.00
Total Disbursements Authorities Available	-	68,610,531.71	68,610,531.71
Less:			
Lapsed NCA Disbursements	-	66,868,024.44	66,868,024.44
Total	-	66,868,024.44	66,868,024.44
Balance of Disbursements Authorities as of to Date	-	1,742,507.27	1,742,507.27

Total Disbursements Program
 Less: Actual Disbursements
 (Over)/Under Spending

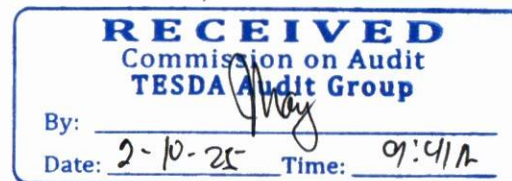

	Prev. Report	This Month	As of Date
Total Disbursements Program	-	68,610,531.71	68,610,531.71
Less: Actual Disbursements	-	66,868,024.44	66,868,024.44
(Over)/Under Spending	-	1,742,507.27	1,742,507.27

Certified Correct:

GARRIEL M. SAUGON
 Chief Accountant-FMS-AD
 Date: _____

Approved by:

Magdalena
MA. MAGDALENA P. BUTAD
 Director IV - FMS-OED
 Date: _____




MONTHLY REPORT OF DISBURSEMENTS
For the month of January 2025


Department : Department of Labor and Employment (DOLE)
 Agency/Entity : Technical Education and Skills Development Authority
 Operating Unit : Central Office
 Organization Code (UACS) : 16 009 0100000
 Fund Cluster : 01 - Regular Agency Fund
 (e.g. UACS Fund Cluster: 01-Regular Agency Fund, 02-Foreign Assisted Projects Fund, 03-Special Account-Locally Funded/Domestic Grants Fund, etc.)

Particulars	Current Year Budget					Prior Year's Budget					Current Year's Accounts Payable					SUB-TOTAL	Trust Liabilities				Grand Total					Remarks
	PS	MOOE	FinEx	CO	TOTAL	PS	MOOE	FinEx	CO	Sub-Total	PS	MOOE	FinEx	CO	Sub-Total		PS	MOOE	CO	TOTAL	PS	MOOE	FinEx	CO	TOTAL	
CASH DISBURSEMENTS	20,846,594.11	7,760,050.68	0.00	0.00	28,606,644.79	5,509,499.94	15,843,472.39	0.00	4,755,875.61	26,108,847.94	0.00	0.00	0.00	0.00	26,108,847.94	54,715,492.73	0.00	0.00	0.00	0.00	26,356,094.05	23,603,523.07	0.00	4,755,875.61	54,715,492.73	
Notice of Cash Allocation (NCA)	20,846,594.11	7,760,050.68	0.00	0.00	28,606,644.79	5,509,499.94	15,843,472.39	0.00	4,755,875.61	26,108,847.94	0.00	0.00	0.00	0.00	26,108,847.94	54,715,492.73	0.00	0.00	0.00	0.00	26,356,094.05	23,603,523.07	0.00	4,755,875.61	54,715,492.73	
MDS Checks Issued	753,829.81	283,214.89	0.00	0.00	1,037,044.70	2,202,498.26	2,349,197.09	0.00	0.00	4,551,695.35	0.00	0.00	0.00	0.00	4,551,695.35	5,588,740.05	0.00	0.00	0.00	0.00	2,956,328.07	2,632,411.98	0.00	0.00	5,588,740.05	
Advice to Debit Account	20,092,764.30	7,476,835.79	0.00	0.00	27,569,600.09	3,307,001.68	13,494,275.30	0.00	4,755,875.61	21,557,152.59	0.00	0.00	0.00	0.00	21,557,152.59	49,126,752.68	0.00	0.00	0.00	0.00	23,399,765.98	20,971,111.09	0.00	4,755,875.61	49,126,752.68	
Notice of Transfer Allocations (NTA)	0.00	0.00	0.00	0.00	0.00	0.00	0.00	0.00	0.00	0.00	0.00	0.00	0.00	0.00	0.00	0.00	0.00	0.00	0.00	0.00	0.00	0.00	0.00	0.00	0.00	0.00
MDS Checks Issued	0.00	0.00	0.00	0.00	0.00	0.00	0.00	0.00	0.00	0.00	0.00	0.00	0.00	0.00	0.00	0.00	0.00	0.00	0.00	0.00	0.00	0.00	0.00	0.00	0.00	
Advice to Debit Account	0.00	0.00	0.00	0.00	0.00	0.00	0.00	0.00	0.00	0.00	0.00	0.00	0.00	0.00	0.00	0.00	0.00	0.00	0.00	0.00	0.00	0.00	0.00	0.00	0.00	
Working Fund for FAPs	0.00	0.00	0.00	0.00	0.00	0.00	0.00	0.00	0.00	0.00	0.00	0.00	0.00	0.00	0.00	0.00	0.00	0.00	0.00	0.00	0.00	0.00	0.00	0.00	0.00	
Cash Disbursement Ceiling (CDC)	0.00	0.00	0.00	0.00	0.00	0.00	0.00	0.00	0.00	0.00	0.00	0.00	0.00	0.00	0.00	0.00	0.00	0.00	0.00	0.00	0.00	0.00	0.00	0.00	0.00	
TOTAL CASH DISBURSEMENTS	20,846,594.11	7,760,050.68	0.00	0.00	28,606,644.79	5,509,499.94	15,843,472.39	0.00	4,755,875.61	26,108,847.94	0.00	0.00	0.00	0.00	26,108,847.94	54,715,492.73	0.00	0.00	0.00	0.00	26,356,094.05	23,603,523.07	0.00	4,755,875.61	54,715,492.73	
NON-CASH DISBURSEMENTS	1,972,113.64	1,547,961.32	0.00	0.00	3,520,074.96	0.00	0.00	0.00	8,632,456.75	8,632,456.75	0.00	0.00	0.00	0.00	8,632,456.75	12,152,531.71	0.00	0.00	0.00	0.00	1,972,113.64	1,547,961.32	0.00	8,632,456.75	12,152,531.71	
Tax Remittance Advices Issued (TRA)	1,972,113.64	1,547,961.32	0.00	0.00	3,520,074.96	0.00	0.00	0.00	8,632,456.75	8,632,456.75	0.00	0.00	0.00	0.00	8,632,456.75	12,152,531.71	0.00	0.00	0.00	0.00	0.00	0.00	0.00	0.00	0.00	
Non-Cash Availment Authority (NCAA)	0.00	0.00	0.00	0.00	0.00	0.00	0.00	0.00	0.00	0.00	0.00	0.00	0.00	0.00	0.00	0.00	0.00	0.00	0.00	0.00	0.00	0.00	0.00	0.00	0.00	
Disbursements effected through outright deductions from claims (please specify...)	0.00	0.00	0.00	0.00	0.00	0.00	0.00	0.00	0.00	0.00	0.00	0.00	0.00	0.00	0.00	0.00	0.00	0.00	0.00	0.00	0.00	0.00	0.00	0.00	0.00	
Overpayment of expenses (e.g. personnel benefits)	0.00	0.00	0.00	0.00	0.00	0.00	0.00	0.00	0.00	0.00	0.00	0.00	0.00	0.00	0.00	0.00	0.00	0.00	0.00	0.00	0.00	0.00	0.00	0.00	0.00	
Restitution for loss of government property	0.00	0.00	0.00	0.00	0.00	0.00	0.00	0.00	0.00	0.00	0.00	0.00	0.00	0.00	0.00	0.00	0.00	0.00	0.00	0.00	0.00	0.00	0.00	0.00	0.00	
Liquidated damages and similar claims	0.00	0.00	0.00	0.00	0.00	0.00	0.00	0.00	0.00	0.00	0.00	0.00	0.00	0.00	0.00	0.00	0.00	0.00	0.00	0.00	0.00	0.00	0.00	0.00	0.00	
Others (TEF, BTr, Documentary Stamp Tax, etc.)	0.00	0.00	0.00	0.00	0.00	0.00	0.00	0.00	0.00	0.00	0.00	0.00	0.00	0.00	0.00	0.00	0.00	0.00	0.00	0.00	0.00	0.00	0.00	0.00	0.00	
TOTAL NON-CASH DISBURSEMENTS	1,972,113.64	1,547,961.32	0.00	0.00	3,520,074.96	0.00	0.00	0.00	8,632,456.75	8,632,456.75	0.00	0.00	0.00	0.00	8,632,456.75	12,152,531.71	0.00	0.00	0.00	0.00	1,972,113.64	1,547,961.32	0.00	8,632,456.75	12,152,531.71	
GRAND TOTAL	22,818,707.75	9,308,012.00	0.00	0.00	32,126,719.75	5,509,499.94	15,843,472.39	0.00	13,388,332.36	34,741,304.69	0.00	0.00	0.00	0.00	34,741,304.69	66,868,024.44	0.00	0.00	0.00	0.00	28,328,207.69	25,151,484.39	0.00	13,388,332.36	66,868,024.44	

Particulars	Previous Report	This Month	As at Date
(1)	(2)	(3)	(4)
Total Disbursement Authorities Received	0.00	69,329,531.71	69,329,531.71
NCA	0.00	57,177,000.00	57,177,000.00
NTA	0.00	0.00	0.00
Working Fund	0.00	0.00	0.00
TRA	0.00	12,152,531.71	12,152,531.71
CDC	0.00	0.00	0.00
NCAA	0.00	0.00	0.00
Less: Notice of Transfer of Allocations (NTA)* issued	0.00	719,000.00	719,000.00
Total Disbursement Authorities Available	0.00	68,610,531.71	68,610,531.71
Less:	0.00	0.00	0.00
Lapsed NCA Disbursements	0.00	66,868,024.44	66,868,024.44
Less: Other Non-Cash Disbursements	0.00	0.00	0.00
Disbursements effected through outright deductions from claims	0.00	0.00	0.00
Overpayment of expenses (e.g. personnel benefits)	0.00	0.00	0.00
Restitution for loss of government property	0.00	0.00	0.00
Liquidated damages and similar claims	0.00	0.00	0.00
Others (e.g. TEF, BTr, Docs Stamp, etc.)	0.00	0.00	0.00
Add/Less: Adjustments (e.g. cancelled/staled checks)	0.00	0.00	0.00
Balance of Disbursement Authorities as at date	0.00	1,742,507.27	1,742,507.27
Total Disbursements Program	0.00	68,610,531.71	68,610,531.71
Less: *Actual Disbursements	0.00	66,868,024.44	66,868,024.44
(Over)/Under spending	0.00	1,742,507.27	1,742,507.27

Notes: * The use of NTA is discouraged
 Notes: ** Amounts should tally with the grand total disbursement (column 27).

Certified Correct:

 GARRIEL M. SAUGON
 Chief Accountant, FMS-AD
 Date:

Approved By:

 MA. MAGSAL ENAB BUTAL
 Director IV, FMS-OED
 Date:

